

VEHICLE RUNNING COSTS 2020



	ESTIMATED ON ROAD PRICE	OWNERSHIP EXPENSES (avg \$ per month)					TOTAL EXPENSES			
		LOAN REPAYMENTS	REGISTRATION, INSURANCE & MEMBERSHIP	FUEL	SERVICING	TYRES	MONTHLY	ANNUAL	5 YEAR TOTAL	CALCULATED RESIDUAL
LIGHT CARS										
Honda Jazz VTi 1.5L CVT hatch	\$20,650.00	\$402.98	\$149.67	\$102.73	\$57.48	\$40.42	\$753.28	\$9,039.32	\$45,196.62	\$7,400.00
Kia Rio S 1.4L 4sp auto hatch	\$23,281.00	\$454.32	\$146.25	\$109.82	\$38.55	\$37.92	\$786.85	\$9,442.23	\$47,211.16	\$7,350.00
Mazda2 G15 Pure 1.5L 6sp auto hatch	\$26,723.80	\$521.51	\$148.30	\$92.11	\$48.59	\$37.92	\$848.42	\$10,180.99	\$50,904.96	\$10,100.00
Suzuki Baleno GL 1.4L 4sp auto hatch	\$20,144.80	\$393.12	\$147.94	\$95.65	\$30.08	\$40.41	\$707.21	\$8,486.47	\$42,432.34	\$6,000.00
Suzuki Swift GL Navigator 1.2L CVT hatch	\$22,100.40	\$431.28	\$142.76	\$85.02	\$27.58	\$53.92	\$740.56	\$8,886.71	\$44,433.56	\$7,850.00
Toyota Yaris Ascent 1.3L 4sp auto hatch	\$20,401.80	\$398.13	\$151.83	\$113.36	\$41.23	\$40.42	\$744.97	\$8,939.63	\$44,698.16	\$7,100.00
Volkswagen Polo Trendline 1.0L turbo 7DSG hatch	\$25,665.00	\$500.84	\$129.77	\$96.94	\$44.37	\$37.92	\$809.83	\$9,717.96	\$48,589.78	\$8,800.00




Most affordable to own/run

Private Ownership Costs, New – 5 years @ 15,000km per year

VEHICLE RUNNING COSTS 2020



	ESTIMATED ON ROAD PRICE	OWNERSHIP EXPENSES (avg \$ per month)					TOTAL EXPENSES			
		LOAN REPAYMENTS	REGISTRATION, INSURANCE & MEMBERSHIP	FUEL	SERVICING	TYRES	MONTHLY	ANNUAL	5 YEAR TOTAL	CALCULATED RESIDUAL
SMALL CARS										
Hyundai i30 GO 1.6L t/dsl 7DSG hatch 	\$29,095.00	\$567.78	\$148.98	\$85.54	\$31.17	\$38.92	\$872.39	\$10,468.62	\$52,343.10	\$10,400.00
Hyundai i30 GO 2.0L 6sp auto hatch	\$26,257.40	\$512.40	\$170.52	\$131.07	\$27.82	\$38.92	\$880.73	\$10,568.78	\$52,843.91	\$9,200.00
Hyundai Ioniq Hybrid Elite 1.6L 6DSG hatch MY20	\$39,048.20	\$762.01	\$204.24	\$60.22	\$25.42	\$35.42	\$1,087.31	\$13,047.69	\$65,238.45	\$14,800.00
Kia Cerato S 2.0L hatch 6sp auto	\$28,182.60	\$549.97	\$142.37	\$131.07	\$37.58	\$38.92	\$899.92	\$10,799.03	\$53,995.14	\$9,100.00
Mazda3 G20 Pure 2.0L 6sp auto hatch	\$30,116.60	\$587.72	\$151.09	\$109.82	\$49.63	\$40.42	\$938.68	\$11,264.10	\$56,320.51	\$10,600.00
Subaru Impreza 2.0i AWD CVT hatch	\$27,661.40	\$539.80	\$159.41	\$116.90	\$59.79	\$56.42	\$932.32	\$11,187.88	\$55,939.42	\$9,650.00
Toyota Corolla Ascent Sport 2.0L CVT hatch	\$28,652.80	\$559.15	\$161.86	\$106.28	\$19.00	\$38.92	\$885.20	\$10,622.42	\$53,112.09	\$9,700.00
Toyota Corolla Ascent Sport Hybrid 1.8L CVT hatch	\$30,111.60	\$587.62	\$157.74	\$74.39	\$18.58	\$38.92	\$877.25	\$10,527.04	\$52,635.22	\$10,300.00
Volkswagen Golf 110 TSI Trendline 1.4L turbo 7DSG hatch	\$31,908.60	\$622.69	\$172.35	\$104.69	\$45.37	\$38.92	\$984.01	\$11,808.08	\$59,040.39	\$11,500.00


VEHICLE RUNNING COSTS 2020



	ESTIMATED ON ROAD PRICE	OWNERSHIP EXPENSES (avg \$ per month)					TOTAL EXPENSES			
		LOAN REPAYMENTS	REGISTRATION, INSURANCE & MEMBERSHIP	FUEL	SERVICING	TYRES	MONTHLY	ANNUAL	5 YEAR TOTAL	CALCULATED RESIDUAL
MEDIUM CARS										
Honda Accord VTi-LX 1.5L turbo CVT sedan	\$52,426.80	\$1,023.09	\$229.50	\$115.13	\$46.07	\$71.42	\$1,485.20	\$17,822.43	\$89,112.16	\$21,200.00
Mazda6 Sport 2.5L 6sp auto sedan	\$38,711.00	\$755.43	\$163.51	\$123.99	\$50.85	\$53.92	\$1,147.70	\$13,772.38	\$68,861.91	\$12,900.00
Skoda Octavia 110TSI Sport 1.4L turbo 7DSG wagon	\$39,100.60	\$763.04	\$190.39	\$100.82	\$28.83	\$55.42	\$1,138.49	\$13,661.92	\$68,309.61	\$11,000.00
Subaru Liberty 2.5i AWD CVT sedan	\$35,689.00	\$696.46	\$160.21	\$129.30	\$81.17	\$86.42	\$1,153.56	\$13,842.71	\$69,213.55	\$11,500.00
Toyota Camry Ascent 2.5L 6sp auto sedan	\$32,250.60	\$629.36	\$176.16	\$138.16	\$20.67	\$51.42	\$1,015.76	\$12,189.15	\$60,945.73	\$8,750.00
Toyota Camry Ascent Hybrid  2.5L CVT	\$34,543.00	\$674.10	\$173.81	\$81.43	\$20.67	\$51.42	\$1,001.42	\$12,017.02	\$60,085.11	\$11,200.00

VEHICLE RUNNING COSTS 2020




	ESTIMATED ON ROAD PRICE	OWNERSHIP EXPENSES (avg \$ per month)					TOTAL EXPENSES			
		LOAN REPAYMENTS	REGISTRATION, INSURANCE & MEMBERSHIP	FUEL	SERVICING	TYRES	MONTHLY	ANNUAL	5 YEAR TOTAL	CALCULATED RESIDUAL
PEOPLE MOVERS										
Honda Odyssey VTi 2.4L CVT 	\$43,207.20	\$843.17	\$202.37	\$134.62	\$61.02	\$51.42	\$1,292.60	\$15,511.16	\$77,555.79	\$17,300.00
Kia Carnival S 3.3L V6 8sp auto	\$47,872.20	\$934.21	\$185.28	\$191.30	\$47.78	\$78.00	\$1,436.57	\$17,238.82	\$86,194.10	\$16,300.00

Private Ownership Costs, New – 5 years @ 15,000km per year

VEHICLE RUNNING COSTS 2020



	ESTIMATED ON ROAD PRICE	OWNERSHIP EXPENSES (avg \$ per month)					TOTAL EXPENSES			
		LOAN REPAYMENTS	REGISTRATION, INSURANCE & MEMBERSHIP	FUEL	SERVICING	TYRES	MONTHLY	ANNUAL	5 YEAR TOTAL	CALCULATED RESIDUAL
ELECTRIC										
Hyundai Ioniq Electric Elite EV	\$53,457.80	\$1,043.21	\$180.14	\$36.56	\$26.58	\$38.92	\$1,325.41	\$15,904.92	\$79,524.62	\$21,500.00
Hyundai Ioniq Plug-In Hybrid Elite PHEV 1.6L 	\$46,629.00	\$909.95	\$209.65	\$48.86	\$25.42	\$38.92	\$1,232.79	\$14,793.53	\$73,967.64	\$18,200.00
Hyundai Kona Electric Elite EV	\$65,723.40	\$1,282.57	\$166.86	\$40.94	\$13.75	\$51.42	\$1,555.53	\$18,666.41	\$93,332.06	\$25,100.00
Mitsubishi Outlander PHEV ES PHEV 2.4L	\$52,298.60	\$1,020.59	\$173.81	\$83.97	\$60.37	\$77.92	\$1,416.65	\$16,999.82	\$84,999.11	\$17,400.00
Nissan Leaf EV	\$54,760.80	\$1,068.64	\$172.79	\$53.44	\$26.72	\$67.50	\$1,389.08	\$16,668.94	\$83,344.72	\$20,700.00

Private Ownership Costs, New – 5 years @ 15,000km per year


VEHICLE RUNNING COSTS 2020



	ESTIMATED ON ROAD PRICE	OWNERSHIP EXPENSES (avg \$ per month)					TOTAL EXPENSES			
		LOAN REPAYMENTS	REGISTRATION, INSURANCE & MEMBERSHIP	FUEL	SERVICING	TYRES	MONTHLY	ANNUAL	5 YEAR TOTAL	CALCULATED RESIDUAL
SUV SMALL										
Honda HR-V VTi 1.8L 2WD CVT	\$28,986.00	\$565.65	\$186.31	\$116.90	\$46.22	\$38.92	\$953.99	\$11,447.92	\$57,239.58	\$9,500.00
Hyundai Kona GO 2.0L 2WD 6sp auto	\$27,854.60	\$543.57	\$156.28	\$127.53	\$29.08	\$40.42	\$896.88	\$10,762.55	\$53,812.74	\$8,950.00
Hyundai Venue GO 1.6L 2WD 6sp auto	\$25,680.60	\$501.15	\$154.79	\$127.53	\$29.83	\$37.92	\$851.22	\$10,214.67	\$51,073.35	\$8,600.00
Kia Seltos S 2.0L 2WD CVT	\$29,641.40	\$578.44	\$154.79	\$120.45	\$37.32	\$40.42	\$931.41	\$11,176.97	\$55,884.87	\$10,000.00
Mazda CX-3 Neo Sport 2.0L 2WD 6sp auto	\$28,519.40	\$556.55	\$152.57	\$111.59	\$51.32	\$38.92	\$910.95	\$10,931.37	\$54,656.83	\$9,650.00
Mazda CX30 G20 Pure 2.0L 2WD 6sp auto	\$34,017.80	\$663.85	\$166.99	\$115.13	\$49.58	\$64.17	\$1,059.71	\$12,716.55	\$63,582.73	\$12,100.00
Mitsubishi ASX ES 2.0L 2WD CVT	\$30,099.80	\$587.39	\$167.84	\$134.62	\$22.70	\$77.92	\$990.46	\$11,885.55	\$59,427.75	\$9,700.00
Nissan Qashqai ST 2.0L 2WD CVT	\$34,020.80	\$663.90	\$180.09	\$122.22	\$39.03	\$56.42	\$1,061.66	\$12,739.97	\$63,699.85	\$10,700.00
Subaru XV 2.0i AWD CVT	\$33,396.60	\$651.72	\$167.84	\$123.99	\$59.79	\$66.67	\$1,070.01	\$12,840.15	\$64,200.75	\$11,800.00
Toyota C-HR 1.2L turbo 2WD CVT	\$33,551.00	\$654.74	\$208.64	\$124.08	\$20.67	\$56.42	\$1,064.54	\$12,774.49	\$63,872.44	\$11,900.00

VEHICLE RUNNING COSTS 2020



	ESTIMATED ON ROAD PRICE	OWNERSHIP EXPENSES (avg \$ per month)					TOTAL EXPENSES			
		LOAN REPAYMENTS	REGISTRATION, INSURANCE & MEMBERSHIP	FUEL	SERVICING	TYRES	MONTHLY	ANNUAL	5 YEAR TOTAL	CALCULATED RESIDUAL
SUV MEDIUM										
Hyundai Tucson Elite 1.6L AWD 7DSG	\$45,460.20	\$887.14	\$195.19	\$136.39	\$49.33	\$77.92	\$1,345.97	\$16,151.64	\$80,758.21	\$16,400.00
Mazda CX-5 Maxx 2.5L AWD 6sp auto	\$40,259.80	\$785.66	\$157.07	\$132.84	\$56.50	\$46.67	\$1,178.74	\$14,144.88	\$70,724.42	\$15,900.00
Mazda CX-5 Maxx Sport 2.2L t/dsl AWD 6sp auto	\$46,838.60	\$914.04	\$189.55	\$109.20	\$56.15	\$46.67	\$1,315.61	\$15,787.31	\$78,936.53	\$18,700.00
Mitsubishi Outlander ES 2.4L AWD 7 seat CVT 	\$39,169.40	\$764.38	\$164.37	\$127.53	\$32.53	\$77.92	\$1,166.73	\$14,000.70	\$70,003.51	\$13,700.00
Subaru Forester 2.0e-L Hybrid 2.0L AWD CVT	\$44,491.80	\$868.24	\$156.03	\$118.67	\$58.45	\$66.67	\$1,268.07	\$15,216.80	\$76,084.00	\$17,700.00
Subaru Forester 2.5iL 2.5L AWD CVT	\$41,415.80	\$808.22	\$163.51	\$131.07	\$59.21	\$66.67	\$1,228.67	\$14,744.10	\$73,720.50	\$16,300.00
Toyota RAV4 GXL 2.0L 2WD CVT	\$40,269.80	\$785.85	\$174.23	\$115.13	\$21.50	\$70.42	\$1,167.12	\$14,005.50	\$70,027.48	\$13,900.00
Toyota RAV4 GXL Hybrid 2.5L 2WD CVT	\$42,879.00	\$836.77	\$178.10	\$83.25	\$21.50	\$70.42	\$1,190.03	\$14,280.41	\$71,402.04	\$15,000.00

VEHICLE RUNNING COSTS 2020



	ESTIMATED ON ROAD PRICE	OWNERSHIP EXPENSES (avg \$ per month)					TOTAL EXPENSES			
		LOAN REPAYMENTS	REGISTRATION, INSURANCE & MEMBERSHIP	FUEL	SERVICING	TYRES	MONTHLY	ANNUAL	5 YEAR TOTAL	CALCULATED RESIDUAL
SUV LARGE										
Hyundai Santa Fe Active 2.2L t/dsl AWD 8sp auto	\$51,532.20	\$1,005.63	\$159.41	\$136.50	\$42.40	\$78.00	\$1,421.94	\$17,063.32	\$85,316.62	\$19,400.00
Kia Sorento Si 2.2L t/dsl AWD 8sp auto	\$50,998.20	\$995.21	\$168.76	\$131.04	\$45.77	\$78.00	\$1,418.77	\$17,025.29	\$85,126.47	\$22,200.00
Mazda CX-9 Sport 2.5L AWD 6sp auto	\$54,787.80	\$1,069.17	\$201.12	\$155.87	\$61.69	\$70.42	\$1,558.26	\$18,699.17	\$93,495.86	\$20,700.00
Nissan Pathfinder ST 3.5L V6 AWD CVT	\$52,518.40	\$1,024.88	\$177.13	\$195.81	\$44.68	\$78.92	\$1,521.42	\$18,257.08	\$91,285.42	\$20,700.00
Subaru Outback 2.0D 2.0L t/dsl CVT AWD	\$44,650.20	\$871.33	\$158.61	\$114.66	\$80.50	\$46.67	\$1,271.78	\$15,261.31	\$76,306.57	\$16,700.00
Subaru Outback 2.5i AWD CVT	\$41,941.00	\$818.46	\$154.00	\$129.30	\$81.17	\$70.42	\$1,253.35	\$15,040.25	\$75,201.24	\$15,200.00
Toyota Kluger GX 3.5L V6 AWD 8sp auto	\$53,675.80	\$1,047.47	\$194.05	\$168.27	\$60.53	\$92.92	\$1,563.23	\$18,758.77	\$93,793.84	\$19,700.00
Volkswagen Tiguan Allspace 132TSI Comfortline 2.0L turbo 7DSG	\$50,247.80	\$980.57	\$178.10	\$153.16	\$58.57	\$84.67	\$1,455.06	\$17,460.75	\$87,303.77	\$20,700.00



Most affordable to own/run

VEHICLE RUNNING COSTS 2020



	ESTIMATED ON ROAD PRICE	OWNERSHIP EXPENSES (avg \$ per month)					TOTAL EXPENSES			
		LOAN REPAYMENTS	REGISTRATION, INSURANCE & MEMBERSHIP	FUEL	SERVICING	TYRES	MONTHLY	ANNUAL	5 YEAR TOTAL	CALCULATED RESIDUAL
ALL TERRAIN (4X4)										
Ford Everest Ambiente 3.2L t/dsl 7 seat 6sp auto	\$60,901.40	\$1,188.47	\$191.78	\$127.40	\$34.85	\$74.67	\$1,617.16	\$19,405.96	\$97,029.78	\$27,000.00
Isuzu MU-X LS-M 3.0L t/dsl 7 seat 6sp auto	\$56,171.20	\$1,096.16	\$197.53	\$147.42	\$43.33	\$67.50	\$1,551.94	\$18,623.34	\$93,116.68	\$20,200.00
Mitsubishi Pajero Sport GLX 2.4L t/dsl 5 seat 8sp auto 	\$51,981.80	\$1,014.41	\$178.10	\$145.60	\$60.70	\$86.42	\$1,485.22	\$17,822.68	\$89,113.40	\$19,400.00
Nissan Patrol Ti 5.6L V8 petrol 7sp auto	\$83,764.80	\$1,634.64	\$307.56	\$279.18	\$106.05	\$120.00	\$2,447.43	\$29,369.19	\$146,845.97	\$37,100.00
Toyota Fortuner GX 2.8L t/dsl 6sp auto	\$50,664.80	\$988.71	\$203.57	\$156.52	\$65.20	\$74.67	\$1,488.66	\$17,863.95	\$89,319.76	\$19,700.00
Toyota LandCruiser GX 4.5L V8 t/dsl 6sp auto	\$87,128.20	\$1,700.28	\$259.01	\$172.90	\$76.74	\$111.33	\$2,320.27	\$27,843.19	\$139,215.96	\$39,100.00
Toyota Prado GX 2.8L t/dsl 6sp auto	\$62,151.80	\$1,212.87	\$187.39	\$145.60	\$69.05	\$106.67	\$1,721.57	\$20,658.88	\$103,294.41	\$26,100.00


VEHICLE RUNNING COSTS 2020



	ESTIMATED ON ROAD PRICE	OWNERSHIP EXPENSES (avg \$ per month)					TOTAL EXPENSES			
		LOAN REPAYMENTS	REGISTRATION, INSURANCE & MEMBERSHIP	FUEL	SERVICING	TYRES	MONTHLY	ANNUAL	5 YEAR TOTAL	CALCULATED RESIDUAL
LIGHT COMMERCIAL 4X2										
Ford Ranger XL Hi-Rider 2.2L t/dsl 6sp auto dual cab pick-up	\$44,746.20	\$873.21	\$209.95	\$141.96	\$48.00	\$57.92	\$1,331.03	\$15,972.42	\$79,862.08	\$16,000.00
Isuzu D-Max SX Hi-Ride 3.0L t/dsl 6sp auto crew cab pick-up	\$43,150.40	\$842.07	\$192.92	\$140.14	\$43.58	\$67.50	\$1,286.20	\$15,434.45	\$77,172.24	\$13,200.00
Mazda BT-50 XT Hi-Rider 3.2L t/dsl 6sp auto dual cab pick-up	\$47,682.20	\$930.50	\$182.15	\$169.26	\$68.95	\$85.50	\$1,436.36	\$17,236.32	\$86,181.59	\$15,900.00
Mitsubishi MY20 Triton GLX (ADAS)  2.4L t/dsl 6sp auto dual cab pick-up	\$41,095.00	\$801.96	\$190.69	\$152.88	\$29.70	\$67.50	\$1,242.73	\$14,912.72	\$74,563.61	\$13,100.00
Nissan Navara ST 2.3L t/dsl 7sp auto dual cab pick-up	\$49,194.00	\$960.00	\$245.28	\$123.76	\$53.93	\$100.00	\$1,482.98	\$17,795.73	\$88,978.67	\$16,400.00
Toyota HiLux SR Hi-Rider 2.8L t/dsl 6sp auto dual cab pick-up	\$47,438.80	\$925.75	\$212.57	\$147.42	\$63.83	\$74.67	\$1,424.24	\$17,090.90	\$85,454.48	\$17,200.00

VEHICLE RUNNING COSTS 2020



	ESTIMATED ON ROAD PRICE	OWNERSHIP EXPENSES (avg \$ per month)					TOTAL EXPENSES			
		LOAN REPAYMENTS	REGISTRATION, INSURANCE & MEMBERSHIP	FUEL	SERVICING	TYRES	MONTHLY	ANNUAL	5 YEAR TOTAL	CALCULATED RESIDUAL
LIGHT COMMERCIAL 4X4										
Ford Ranger XL 3.2L t/dsl 6sp auto dual cab pick-up	\$55,493.00	\$1,082.93	\$199.92	\$158.34	\$49.33	\$85.50	\$1,576.02	\$18,912.29	\$94,561.44	\$21,300.00
Isuzu D-Max SX 3.0L t/dsl 6sp auto crew cab pick-up	\$51,486.40	\$1,004.74	\$206.08	\$143.78	\$43.58	\$67.50	\$1,465.68	\$17,588.17	\$87,940.84	\$16,300.00
Mitsubishi Triton GLX  2.4L t/dsl 6sp auto dual cab pick-up	\$44,687.80	\$872.07	\$184.20	\$156.52	\$60.70	\$67.50	\$1,340.98	\$16,091.81	\$80,459.05	\$13,600.00
Nissan Navara ST 2.3L t/dsl 7sp auto dual cab pick-up	\$56,179.60	\$1,096.33	\$250.29	\$127.40	\$53.93	\$70.42	\$1,598.37	\$19,180.44	\$95,902.22	\$20,100.00
Toyota Hilux SR 2.8L t/dsl 6sp auto dual cab pick-up	\$54,366.00	\$1,060.93	\$223.63	\$154.70	\$65.23	\$74.67	\$1,579.16	\$18,949.94	\$94,749.71	\$20,900.00
Toyota Landcruiser Workmate 4.5L V8 t/dsl 5sp manual dual cab chassis	\$76,591.00	\$1,494.65	\$199.92	\$194.74	\$91.74	\$106.33	\$2,087.38	\$25,048.60	\$125,243.00	\$29,600.00
Volkswagen Amarok TDI420 Core 2.0L t/dsl 8sp auto dual cab pick-up	\$52,957.00	\$1,033.44	\$181.12	\$151.06	\$53.17	\$67.50	\$1,486.28	\$17,835.41	\$89,177.04	\$20,100.00