




VEHICLE RUNNING COSTS 2021



| | ESTIMATED ON ROAD PRICE | OWNERSHIP EXPENSES (avg \$ per month) | | | | | TOTAL EXPENSES | | | |
|--|-------------------------|---------------------------------------|--------------------------------------|----------|-----------|---------|-----------------|-------------|--------------|---------------------|
| | | LOAN REPAYMENTS | REGISTRATION, INSURANCE & MEMBERSHIP | FUEL | SERVICING | TYRES | MONTHLY | ANNUAL | 5 YEAR TOTAL | CALCULATED RESIDUAL |
| LIGHT CARS | | | | | | | | | | |
| MG3 Core 1.5 4sp auto Hatch | \$16,990.00 | \$326.02 | \$129.08 | \$125.12 | \$35.02 | \$11.27 | \$626.50 | \$7,518.05 | \$37,590.25 | \$6,450.00 |
| Kia Picanto S 1.2 4sp auto Hatch MY21 | \$20,238.60 | \$388.36 | \$133.66 | \$97.73 | \$35.25 | \$7.93 | \$662.93 | \$7,955.21 | \$39,776.07 | \$7,050.00 |
| Kia Rio S 1.4 6sp auto Hatch MY21 | \$21,490.00 | \$412.37 | \$141.15 | \$101.10 | \$39.82 | \$11.27 | \$705.71 | \$8,468.47 | \$42,342.33 | \$8,000.00 |
| Suzuki Baleno GL 1.4 4sp auto Hatch | \$22,149.90 | \$425.03 | \$155.86 | \$90.99 | \$30.50 | \$11.00 | \$713.39 | \$8,560.63 | \$42,803.17 | \$8,300.00 |
| Suzuki Swift GL Navigator 1.2 CVT Hatch | \$23,975.50 | \$460.07 | \$147.85 | \$80.88 | \$28.00 | \$10.33 | \$727.13 | \$8,725.60 | \$43,628.00 | \$7,650.00 |
| Toyota Yaris Ascent Sport 1.5 CVT Hatch | \$27,311.40 | \$524.08 | \$157.83 | \$82.57 | \$22.50 | \$9.00 | \$795.97 | \$9,551.62 | \$47,758.08 | \$10,300.00 |
| Volkswagen Polo Trendline 70TSI 1.0 Turbo 7DSG Hatch | \$26,572.60 | \$509.90 | \$168.16 | \$93.38 | \$48.25 | \$11.27 | \$830.95 | \$9,971.41 | \$49,857.07 | \$8,700.00 |
| Mazda2 G15 Pure 1.5 6sp auto Hatch | \$28,291.00 | \$542.88 | \$143.35 | \$89.31 | \$59.00 | \$10.33 | \$844.86 | \$10,138.34 | \$50,691.71 | \$10,700.00 |

VEHICLE RUNNING COSTS 2021




| | ESTIMATED ON ROAD PRICE | OWNERSHIP EXPENSES (avg \$ per month) | | | | | TOTAL EXPENSES | | | |
|---|-------------------------|---------------------------------------|--------------------------------------|----------|-----------|---------|-------------------|-------------|--------------|---------------------|
| | | LOAN REPAYMENTS | REGISTRATION, INSURANCE & MEMBERSHIP | FUEL | SERVICING | TYRES | MONTHLY | ANNUAL | 5 YEAR TOTAL | CALCULATED RESIDUAL |
| SMALL CARS | | | | | | | | | | |
| Kia Cerato S 2.0 Hatch 6sp auto  | \$25,490.00 | \$489.13 | \$140.50 | \$124.69 | \$38.00 | \$9.93 | \$802.25 | \$9,626.98 | \$48,134.91 | \$10,500.00 |
| Toyota Corolla Ascent Sport 2.0 CVT Hatch | \$29,143.60 | \$559.24 | \$161.44 | \$101.10 | \$19.42 | \$9.93 | \$851.12 | \$10,213.46 | \$51,067.31 | \$10,900.00 |
| Honda Civic VTi 1.8 Hatch CVT | \$27,466.40 | \$527.05 | \$166.98 | \$107.84 | \$44.60 | \$12.33 | \$858.81 | \$10,305.66 | \$51,528.31 | \$10,000.00 |
| Toyota Corolla Ascent Sport Hybrid 1.8 CVT Hatch | \$31,227.60 | \$599.23 | \$167.93 | \$70.77 | \$19.00 | \$9.93 | \$866.86 | \$10,402.31 | \$52,011.55 | \$11,900.00 |
| Hyundai i30 (base) 2.0 6sp auto Hatch | \$27,968.00 | \$536.68 | \$167.40 | \$124.69 | \$29.75 | \$9.93 | \$868.45 | \$10,421.36 | \$52,106.82 | \$10,400.00 |
| Subaru Impreza 2.0i AWD CVT Hatch | \$28,474.20 | \$546.39 | \$153.51 | \$111.21 | \$55.87 | \$13.27 | \$880.24 | \$10,562.87 | \$52,814.35 | \$9,800.00 |
| Mazda3 G20 Pure 2.0 6sp auto Hatch | \$30,891.80 | \$592.78 | \$147.22 | \$104.47 | \$60.30 | \$10.33 | \$915.11 | \$10,981.27 | \$54,906.36 | \$11,300.00 |
| Skoda Scala Ambition 1.5 Turbo 110TSI 7sp DSG Hatch | \$34,667.40 | \$665.23 | \$166.08 | \$102.71 | \$46.70 | \$11.67 | \$992.39 | \$11,908.64 | \$59,543.18 | \$12,600.00 |
| Hyundai Ioniq Premium Hybrid 1.6 6DSG Hatch | \$43,559.60 | \$835.86 | \$164.81 | \$57.29 | \$25.42 | \$12.33 | \$1,095.72 | \$13,148.59 | \$65,742.94 | \$19,900.00 |


VEHICLE RUNNING COSTS 2021



| | ESTIMATED ON ROAD PRICE | OWNERSHIP EXPENSES (avg \$ per month) | | | | | TOTAL EXPENSES | | | |
|--|-------------------------|---------------------------------------|--------------------------------------|----------|-----------|---------|-------------------|-------------|--------------|---------------------|
| | | LOAN REPAYMENTS | REGISTRATION, INSURANCE & MEMBERSHIP | FUEL | SERVICING | TYRES | MONTHLY | ANNUAL | 5 YEAR TOTAL | CALCULATED RESIDUAL |
| MEDIUM CARS | | | | | | | | | | |
| Toyota Camry Ascent 2.5 8sp auto Sedan  | \$34,973.80 | \$671.11 | \$170.96 | \$126.99 | \$22.75 | \$11.93 | \$1,003.74 | \$12,044.93 | \$60,224.63 | \$13,500.00 |
| Toyota Camry Ascent Hybrid 2.5 CVT | \$37,583.00 | \$721.18 | \$176.37 | \$87.77 | \$22.75 | \$11.93 | \$1,020.00 | \$12,240.05 | \$61,200.27 | \$14,700.00 |
| Skoda Octavia 110TSI Ambition 1.4 Turbo 8SP auto Sedan | \$36,434.60 | \$699.14 | \$200.38 | \$106.45 | \$43.03 | \$11.67 | \$1,060.67 | \$12,728.05 | \$63,640.23 | \$13,300.00 |
| Mazda6 Sport 2.5 6sp auto Sedan | \$38,811.00 | \$744.74 | \$160.07 | \$117.95 | \$60.55 | \$14.33 | \$1,097.64 | \$13,171.73 | \$65,858.67 | \$15,200.00 |
| Honda Accord VTi-LX 1.5 Turbo CVT Sedan | \$57,694.40 | \$1,107.10 | \$187.60 | \$109.53 | \$46.48 | \$16.60 | \$1,467.31 | \$17,607.67 | \$88,038.34 | \$23,600.00 |
| Honda Accord VTi-LX Hybrid 2.0 CVT sedan | \$60,820.40 | \$1,167.08 | \$188.35 | \$72.46 | \$45.17 | \$16.60 | \$1,489.65 | \$17,875.84 | \$89,379.20 | \$25,000.00 |


VEHICLE RUNNING COSTS 2021



| | ESTIMATED ON ROAD PRICE | OWNERSHIP EXPENSES (avg \$ per month) | | | | | TOTAL EXPENSES | | | |
|--|-------------------------|---------------------------------------|--------------------------------------|----------|-----------|---------|-------------------|-------------|--------------|---------------------|
| | | LOAN REPAYMENTS | REGISTRATION, INSURANCE & MEMBERSHIP | FUEL | SERVICING | TYRES | MONTHLY | ANNUAL | 5 YEAR TOTAL | CALCULATED RESIDUAL |
| PEOPLE MOVERS | | | | | | | | | | |
| Honda Odyssey ViL7 2.4 CVT  | \$48,791.60 | \$936.26 | \$187.52 | \$134.80 | \$61.43 | \$15.27 | \$1,335.28 | \$16,023.34 | \$80,116.70 | \$20,100.00 |
| Kia Carnival S 3.5 V6 8sp auto | \$50,890.00 | \$976.53 | \$186.83 | \$161.76 | \$47.45 | \$19.00 | \$1,391.56 | \$16,698.75 | \$83,493.77 | \$21,200.00 |

Private Ownership Costs, New – 5 years @ 15,000km per year

VEHICLE RUNNING COSTS 2021




| | ESTIMATED ON ROAD PRICE | OWNERSHIP EXPENSES (avg \$ per month) | | | | | TOTAL EXPENSES | | | |
|--|-------------------------|---------------------------------------|--------------------------------------|---------|-----------|---------|-------------------|-------------|--------------|---------------------|
| | | LOAN REPAYMENTS | REGISTRATION, INSURANCE & MEMBERSHIP | FUEL | SERVICING | TYRES | MONTHLY | ANNUAL | 5 YEAR TOTAL | CALCULATED RESIDUAL |
| ELECTRIC | | | | | | | | | | |
| MG ZS EV  | \$43,990.00 | \$844.12 | \$189.79 | \$50.63 | \$29.18 | \$14.60 | \$1,128.33 | \$13,539.92 | \$67,699.58 | \$17,100.00 |
| Hyundai Ioniq Premium Plug-In Hybrid 1.6 6sp DSG | \$50,296.80 | \$965.14 | \$158.38 | \$21.46 | \$25.42 | \$11.93 | \$1,182.33 | \$14,188.00 | \$70,940.02 | \$23,400.00 |
| Hyundai Ioniq Elite EV | \$52,400.80 | \$1,005.52 | \$169.29 | \$36.56 | \$27.00 | \$11.93 | \$1,250.30 | \$15,003.64 | \$75,018.19 | \$24,300.00 |
| Mitsubishi Outlander PHEV ES 2.4 MY21 | \$53,173.80 | \$1,020.35 | \$182.59 | \$32.02 | \$35.75 | \$21.27 | \$1,291.97 | \$15,503.65 | \$77,518.25 | \$18,500.00 |
| Nissan Leaf EV | \$54,710.30 | \$1,049.84 | \$188.27 | \$53.44 | \$30.73 | \$14.60 | \$1,336.87 | \$16,042.46 | \$80,212.30 | \$23,300.00 |
| Hyundai Kona Elite EV MY21 | \$65,976.80 | \$1,266.03 | \$158.54 | \$40.94 | \$17.75 | \$11.93 | \$1,495.19 | \$17,942.29 | \$89,711.44 | \$27,100.00 |

VEHICLE RUNNING COSTS 2021



| | ESTIMATED ON ROAD PRICE | OWNERSHIP EXPENSES (avg \$ per month) | | | | | TOTAL EXPENSES | | | |
|---|-------------------------|---------------------------------------|--------------------------------------|----------|-----------|---------|-----------------|-------------|--------------|---------------------|
| | | LOAN REPAYMENTS | REGISTRATION, INSURANCE & MEMBERSHIP | FUEL | SERVICING | TYRES | MONTHLY | ANNUAL | 5 YEAR TOTAL | CALCULATED RESIDUAL |
| SUV SMALL | | | | | | | | | | |
| Hyundai Venue (base) 1.6 2wd 6sp auto | \$25,398.80 | \$487.38 | \$143.02 | \$121.32 | \$30.25 | \$11.27 | \$793.23 | \$9,518.78 | \$47,593.90 | \$8,850.00 |
| Kia Stonic S 1.4 6sp auto FWD | \$26,173.80 | \$502.25 | \$149.04 | \$112.90 | \$40.92 | \$11.27 | \$816.36 | \$9,796.36 | \$48,981.79 | \$8,900.00 |
| Hyundai Kona (base) 2.0 2wd CVT | \$29,190.00 | \$560.13 | \$150.41 | \$104.47 | \$32.42 | \$9.67 | \$857.09 | \$10,285.07 | \$51,425.36 | \$10,400.00 |
| Kia Seltos S 2.0 FWD CVT MY20 | \$28,290.00 | \$542.86 | \$153.03 | \$114.58 | \$37.73 | \$10.33 | \$858.53 | \$10,302.38 | \$51,511.91 | \$10,500.00 |
| Mazda CX-3 Neo Sport 2.0 2wd 6sp auto | \$28,707.80 | \$550.87 | \$147.29 | \$106.16 | \$62.78 | \$9.93 | \$877.04 | \$10,524.45 | \$52,622.24 | \$9,700.00 |
| Toyota Yaris Cross GX 1.5 FWD CVT | \$30,805.80 | \$591.13 | \$163.89 | \$90.99 | \$23.33 | \$13.93 | \$883.28 | \$10,599.36 | \$52,996.79 | \$10,600.00 |
| Toyota Yaris Cross GX 1.5 Hybrid FWD CVT | \$32,889.80 | \$631.12 | \$171.32 | \$64.03 | \$21.08 | \$13.93 | \$901.49 | \$10,817.92 | \$54,089.59 | \$11,600.00 |


VEHICLE RUNNING COSTS 2021




| | ESTIMATED ON ROAD PRICE | OWNERSHIP EXPENSES (avg \$ per month) | | | | | TOTAL EXPENSES | | | |
|---|-------------------------|---------------------------------------|--------------------------------------|----------|-----------|---------|-------------------|-------------|--------------|---------------------|
| | | LOAN REPAYMENTS | REGISTRATION, INSURANCE & MEMBERSHIP | FUEL | SERVICING | TYRES | MONTHLY | ANNUAL | 5 YEAR TOTAL | CALCULATED RESIDUAL |
| SUV SMALL (cont) | | | | | | | | | | |
| MG ZST Excite 1.3 Turbo 6sp auto FWD | \$29,490.00 | \$565.88 | \$177.36 | \$132.59 | \$37.60 | \$11.93 | \$925.37 | \$11,104.39 | \$55,521.96 | \$11,400.00 |
| Mitsubishi ASX ES 2.0 FWD CVT | \$30,616.60 | \$587.50 | \$166.81 | \$128.06 | \$28.92 | \$21.27 | \$932.56 | \$11,190.67 | \$55,953.36 | \$11,600.00 |
| Mazda CX-30 G20 Pure 2.0 FWD 6sp auto | \$34,226.20 | \$656.77 | \$159.48 | \$109.53 | \$60.35 | \$13.67 | \$999.79 | \$11,997.50 | \$59,987.51 | \$12,200.00 |
| Mitsubishi Eclipse Cross ES 1.5 Turbo FWD CVT | \$34,834.60 | \$668.44 | \$179.49 | \$123.01 | \$28.92 | \$21.27 | \$1,021.12 | \$12,253.39 | \$61,266.96 | \$12,200.00 |
| Toyota C-HR GXL 1.2 Turbo FWD CVT | \$34,898.80 | \$669.67 | \$200.13 | \$123.26 | \$21.08 | \$15.27 | \$1,029.41 | \$12,352.87 | \$61,764.33 | \$12,600.00 |
| Subaru XV 2.0i AWD CVT | \$34,209.40 | \$656.44 | \$163.27 | \$136.59 | \$60.87 | \$16.33 | \$1,033.50 | \$12,402.04 | \$62,010.21 | \$12,000.00 |


VEHICLE RUNNING COSTS 2021




| | ESTIMATED ON ROAD PRICE | OWNERSHIP EXPENSES (avg \$ per month) | | | | | TOTAL EXPENSES | | | |
|--|-------------------------|---------------------------------------|--------------------------------------|----------|-----------|---------|-------------------|-------------|--------------|---------------------|
| | | LOAN REPAYMENTS | REGISTRATION, INSURANCE & MEMBERSHIP | FUEL | SERVICING | TYRES | MONTHLY | ANNUAL | 5 YEAR TOTAL | CALCULATED RESIDUAL |
| SUV MEDIUM | | | | | | | | | | |
| Toyota RAV4 GXL 2.5 Hybrid FWD CVT  | \$42,793.00 | \$821.15 | \$176.37 | \$79.20 | \$21.92 | \$19.00 | \$1,117.64 | \$13,411.68 | \$67,058.40 | \$17,700.00 |
| Toyota RAV4 GXL 2.0 FWD CVT | \$41,676.00 | \$799.72 | \$173.61 | \$109.53 | \$21.92 | \$19.00 | \$1,123.78 | \$13,485.30 | \$67,426.51 | \$16,500.00 |
| Mazda CX-5 Maxx 2.5 AWD 6sp auto | \$40,478.20 | \$776.74 | \$164.33 | \$126.38 | \$60.13 | \$13.27 | \$1,140.84 | \$13,690.03 | \$68,450.13 | \$16,000.00 |
| Subaru Forester 2.5iL 2.5 AWD CVT | \$42,287.00 | \$811.44 | \$158.44 | \$124.69 | \$60.52 | \$16.33 | \$1,171.42 | \$14,057.02 | \$70,285.10 | \$17,500.00 |
| Subaru Forester 2.0e-L Hybrid AWD CVT | \$45,463.00 | \$872.39 | \$170.38 | \$112.90 | \$59.28 | \$16.33 | \$1,231.28 | \$14,775.31 | \$73,876.54 | \$17,900.00 |
| Hyundai Tucson Elite 1.6T AWD 7DSG MY22 | \$46,278.80 | \$888.04 | \$158.89 | \$121.32 | \$50.33 | \$19.27 | \$1,237.85 | \$14,854.25 | \$74,271.26 | \$19,400.00 |
| Hyundai Tucson Elite 2.0 T/dsl AWD 8sp auto MY22 | \$48,362.80 | \$928.03 | \$157.44 | \$101.04 | \$37.42 | \$19.27 | \$1,243.19 | \$14,918.26 | \$74,591.30 | \$20,400.00 |
| Honda CR-V VTi-L 1.5 Turbo AWD CVT | \$45,507.20 | \$873.24 | \$197.55 | \$124.69 | \$46.55 | \$19.27 | \$1,261.29 | \$15,135.49 | \$75,677.44 | \$17,200.00 |
| Mazda CX-5 Maxx Sport 2.2 T/dsl AWD 6sp auto | \$47,047.00 | \$902.78 | \$169.48 | \$96.23 | \$91.07 | \$13.27 | \$1,272.82 | \$15,273.86 | \$76,369.32 | \$18,800.00 |


VEHICLE RUNNING COSTS 2021




| | ESTIMATED ON ROAD PRICE | OWNERSHIP EXPENSES (avg \$ per month) | | | | | TOTAL EXPENSES | | | |
|--|-------------------------|---------------------------------------|--------------------------------------|----------|-----------|---------|-------------------|-------------|--------------|---------------------|
| | | LOAN REPAYMENTS | REGISTRATION, INSURANCE & MEMBERSHIP | FUEL | SERVICING | TYRES | MONTHLY | ANNUAL | 5 YEAR TOTAL | CALCULATED RESIDUAL |
| SUV LARGE | | | | | | | | | | |
| Subaru Outback 2.5 AWD CVT MY21  | \$44,937.80 | \$862.31 | \$159.34 | \$123.01 | \$61.12 | \$19.00 | \$1,224.78 | \$14,697.34 | \$73,486.72 | \$18,700.00 |
| Hyundai Santa Fe (base) 2.2 T/dsl AWD 8sp DSG | \$51,697.20 | \$992.02 | \$152.82 | \$97.83 | \$43.75 | \$15.27 | \$1,301.69 | \$15,620.23 | \$78,101.15 | \$23,400.00 |
| Kia Sorento S 2.2 t/dsl AWD 8sp DSG | \$52,290.00 | \$1,003.39 | \$163.00 | \$97.83 | \$46.05 | \$15.27 | \$1,325.54 | \$15,906.43 | \$79,532.17 | \$24,100.00 |
| Volkswagen Tiguan Allspace 132 TSI Comfortline 2.0 Turbo 7DSG | \$49,896.00 | \$957.45 | \$150.72 | \$147.53 | \$67.63 | \$18.60 | \$1,341.94 | \$16,103.28 | \$80,516.39 | \$20,900.00 |
| Mazda CX-8 Sport 2.2 T/dsl AWD 6sp auto | \$51,731.80 | \$992.68 | \$191.02 | \$96.23 | \$72.03 | \$12.60 | \$1,364.56 | \$16,374.67 | \$81,873.34 | \$22,500.00 |
| Mazda CX-9 Sport 2.5 Turbo AWD 6sp auto | \$54,857.80 | \$1,052.67 | \$191.10 | \$148.28 | \$74.42 | \$21.67 | \$1,488.13 | \$17,857.55 | \$89,287.73 | \$24,200.00 |
| Toyota Kluger GX 3.5 V6 AWD 8sp auto | \$56,507.40 | \$1,084.32 | \$195.02 | \$164.34 | \$61.25 | \$20.33 | \$1,525.26 | \$18,303.12 | \$91,515.60 | \$25,100.00 |
| Hyundai Palisade 2.2 T/dsl AWD 8sp auto | \$68,160.80 | \$1,307.94 | \$170.46 | \$117.07 | \$45.25 | \$23.67 | \$1,664.39 | \$19,972.68 | \$99,863.39 | \$31,700.00 |


VEHICLE RUNNING COSTS 2021



| | ESTIMATED ON ROAD PRICE | OWNERSHIP EXPENSES (avg \$ per month) | | | | | TOTAL EXPENSES | | | |
|--|-------------------------|---------------------------------------|--------------------------------------|----------|-----------|---------|-------------------|-------------|--------------|---------------------|
| | | LOAN REPAYMENTS | REGISTRATION, INSURANCE & MEMBERSHIP | FUEL | SERVICING | TYRES | MONTHLY | ANNUAL | 5 YEAR TOTAL | CALCULATED RESIDUAL |
| ALL TERRAIN (4X4) | | | | | | | | | | |
| Mitsubishi Pajero Sport GLX 2.4 t/dsl 8sp auto  | \$52,231.80 | \$1,002.28 | \$165.33 | \$128.30 | \$47.75 | \$23.67 | \$1,367.32 | \$16,407.80 | \$82,039.01 | \$22,500.00 |
| Toyota Fortuner GX 2.8 t/dsl 6sp auto | \$53,828.20 | \$1,032.91 | \$185.34 | \$121.89 | \$66.00 | \$16.33 | \$1,422.46 | \$17,069.56 | \$85,347.80 | \$21,000.00 |
| Isuzu MU-X LS-M 3.0 T/dsl 6sp auto | \$58,120.80 | \$1,115.28 | \$185.49 | \$133.11 | \$43.08 | \$19.00 | \$1,495.97 | \$17,951.59 | \$89,757.97 | \$27,600.00 |
| Ford Everest Ambiente 3.2 T/dsl 6sp auto | \$60,276.20 | \$1,156.64 | \$181.78 | \$136.32 | \$33.52 | \$16.33 | \$1,524.58 | \$18,294.99 | \$91,474.97 | \$25,600.00 |
| Toyota Prado GX 2.8 T/dsl 6sp auto | \$65,041.80 | \$1,248.09 | \$197.40 | \$126.70 | \$69.56 | \$16.33 | \$1,658.08 | \$19,896.97 | \$99,484.85 | \$27,800.00 |
| Nissan Y62 Patrol Ti 5.6 V8 Petrol 7sp auto MY21 | \$85,738.30 | \$1,645.23 | \$291.61 | \$268.92 | \$107.23 | \$24.33 | \$2,337.33 | \$28,047.92 | \$140,239.60 | \$46,600.00 |

VEHICLE RUNNING COSTS 2021



| | ESTIMATED ON ROAD PRICE | OWNERSHIP EXPENSES (avg \$ per month) | | | | | TOTAL EXPENSES | | | |
|--|-------------------------|---------------------------------------|--------------------------------------|----------|-----------|---------|-------------------|-------------|--------------|---------------------|
| | | LOAN REPAYMENTS | REGISTRATION, INSURANCE & MEMBERSHIP | FUEL | SERVICING | TYRES | MONTHLY | ANNUAL | 5 YEAR TOTAL | CALCULATED RESIDUAL |
| LIGHT COMMERCIAL 4X2 | | | | | | | | | | |
| Mitsubishi Triton GLX 2.4 T/dsl 6sp auto Dual cab Pickup  | \$42,337.00 | \$812.40 | \$180.62 | \$134.72 | \$47.75 | \$15.27 | \$1,190.76 | \$14,289.10 | \$71,445.49 | \$13,500.00 |
| Ford Ranger XL Hi-Rider 2.2 T/dsl 6sp auto Dual cab Pickup | \$45,371.40 | \$870.63 | \$191.57 | \$125.09 | \$33.35 | \$15.67 | \$1,236.31 | \$14,835.74 | \$74,178.69 | \$16,000.00 |
| Isuzu D-Max SX 3.0 t/dsl 6sp auto Crew cab Pickup | \$46,568.80 | \$893.61 | \$202.47 | \$123.49 | \$43.25 | \$22.33 | \$1,285.15 | \$15,421.82 | \$77,109.08 | \$14,700.00 |
| Mazda BT-50 XT 3.0 T/dsl 6sp auto Dual cab Pickup | \$50,173.00 | \$962.77 | \$189.52 | \$123.49 | \$43.47 | \$22.33 | \$1,341.57 | \$16,098.90 | \$80,494.48 | \$17,900.00 |
| Toyota HiLux SR 2.8 T/dsl 6sp auto Dual cab Pickup | \$49,818.60 | \$955.97 | \$207.59 | \$120.28 | \$64.62 | \$16.33 | \$1,364.79 | \$16,377.47 | \$81,887.37 | \$17,800.00 |
| Nissan Navara ST 2.3 TT/dsl 7sp auto Dual cab Pickup MY21 | \$52,507.90 | \$1,007.57 | \$198.96 | \$121.89 | \$52.28 | \$21.93 | \$1,402.64 | \$16,831.63 | \$84,158.17 | \$19,200.00 |

VEHICLE RUNNING COSTS 2021



| | ESTIMATED ON ROAD PRICE | OWNERSHIP EXPENSES (avg \$ per month) | | | | | TOTAL EXPENSES | | | |
|---|-------------------------|---------------------------------------|--------------------------------------|----------|-----------|---------|-------------------|-------------|--------------|---------------------|
| | | LOAN REPAYMENTS | REGISTRATION, INSURANCE & MEMBERSHIP | FUEL | SERVICING | TYRES | MONTHLY | ANNUAL | 5 YEAR TOTAL | CALCULATED RESIDUAL |
| LIGHT COMMERCIAL 4X4 | | | | | | | | | | |
| Mitsubishi Triton GLX 2.4 T/dsl 6sp auto Dual cab Pickup | \$45,979.80 | \$882.31 | \$185.69 | \$137.92 | \$47.75 | \$15.67 | \$1,269.34 | \$15,232.04 | \$76,160.19 | \$14,000.00 |
| Volkswagen Amarok TDI420 Core 2.0 TT/dsl 8sp auto Dual cab Pickup | \$53,182.90 | \$1,020.53 | \$183.29 | \$142.73 | \$62.63 | \$16.60 | \$1,425.78 | \$17,109.38 | \$85,546.92 | \$20,100.00 |
| Isuzu D-Max SX 3.0 T/dsl 6sp auto Crew Cab Pickup | \$54,904.80 | \$1,053.57 | \$208.74 | \$128.30 | \$43.25 | \$21.93 | \$1,455.79 | \$17,469.45 | \$87,347.24 | \$17,900.00 |
| Ford Ranger XL 3.2 T/dsl 6sp auto Dual cab Pickup | \$57,567.00 | \$1,104.65 | \$192.60 | \$142.73 | \$33.52 | \$17.93 | \$1,491.44 | \$17,897.22 | \$89,486.11 | \$22,500.00 |
| Mazda BT-50 XT 3.0 T/dsl 6sp auto Dual Cab Pickup | \$58,270.60 | \$1,118.15 | \$193.82 | \$128.30 | \$44.87 | \$21.93 | \$1,507.07 | \$18,084.90 | \$90,424.49 | \$22,800.00 |
| Toyota HiLux SR 2.8 T/dsl 6sp auto Dualcab Pickup | \$57,034.20 | \$1,094.43 | \$215.25 | \$126.70 | \$66.03 | \$16.33 | \$1,518.74 | \$18,224.87 | \$91,124.36 | \$22,000.00 |
| Nissan Navara ST 2.3 TT/dsl 7sp auto Dual cab Pickup MY21 | \$59,801.90 | \$1,147.54 | \$202.55 | \$126.70 | \$52.28 | \$21.93 | \$1,551.00 | \$18,612.01 | \$93,060.04 | \$23,400.00 |
| Toyota LandCruiser 70 Series Workmate 4.5 V8 T/dsl 5sp manual Dual Cab Chassis | \$81,905.00 | \$1,571.67 | \$196.21 | \$171.60 | \$94.40 | \$15.93 | \$2,049.82 | \$24,597.80 | \$122,989.01 | \$31,300.00 |